

TIP-ON BLUMOTION unit

Help with your selection





Selection of suitable TIP-ON BLUMOTION unit

We provide a variety of TIP-ON BLUMOTION units adapted for different weight ranges and nominal lengths. These are tailored to the total weight of the pull-out and front inclusive of load.

To ensure optimal opening and closing function, it is important to use the recommended TIP-ON BLUMOTION unit.

The guideline values in the 'examples of use' below tell you how much a filled pull-out weighs on average. To ensure selection of the correct TIP-ON BLUMOTION unit, you can compare the examples of use shown here with the recommended weight ranges, or simply use our product configurator.

Further information on TIP-ON BLUMOTION can be found at www.blum.com/tiponblumotion



The product configurator is our convenient tool for working out the correct TIP-ON BLUMOTION unit. Simply configure the pull-out and link this with the storage items proposed!




www.blum.com/configurator


Recommended weight ranges


TIP-ON BLUMOTION set


Composed of:

- TIP-ON BLUMOTION unit
- TIP-ON BLUMOTION latch
- TIP-ON BLUMOTION synchronisation adapter

TIP-ON BLUMOTION for LEGRABOX					
	NL (mm)	Unit	Cabinet profile (kg)	Weight (kg)	
	270–300	S0	40	≤ 10	T60L7040
	270–300	S1	40	> 10–20	T60L7140
	350–600	L1	40	² ≤ 20	T60L7340
	350–600	L3	40	² 15–40	T60L7540
	450–650	L5	70	³ 35–70	T60L7570
¹ Recommended weight ranges (total weight of the pull-out) for an optimum opening and closing function					
² Can only be combined with a 40 kg cabinet profile					
³ Recommendation: Only use in combination with a 70 kg cabinet profile					

TIP-ON BLUMOTION for MERIVOBX					
	NL (mm)	Unit	Cabinet profile (kg)	Weight (kg)	
	270–300	S0	40	≤ 10	T60H4040
	270–300	S1	40	> 10–20	T60H4140
	350–600	L1	40	² ≤ 20	T60H4340
	350–600	L3	40	² 15–40	T60H4540
	450–600	L5	70	³ 35–70	T60H4570
¹ Recommended weight ranges (total weight of the pull-out) for an optimum opening and closing function					
² Can only be combined with a 40 kg cabinet profile					
³ Recommendation: Only use in combination with a 70 kg cabinet profile					

TIP-ON BLUMOTION for TANDEMBOX					
	NL (mm)	Unit	Cabinet profile (kg)	Weight (kg)	
	270–300	S0	30	≤ 10	T60B3030
	270–300	S1	30	> 10–20	T60B3130
	350–600	L1	30	² ≤ 20	T60B3330
	350–600	L3	30	² 15–30	T60B3530
	450–650	L5	65	³ > 30–65	T60B3560
¹ Recommended weight ranges (total weight of the pull-out) for an optimum opening and closing function					
² Can only be combined with a 30 kg cabinet profile					
³ Recommendation: Only use in combination with a 65 kg cabinet profile					

TIP-ON BLUMOTION for MOVENTO					
	NL (mm)	Unit	Cabinet profile (kg)	Weight (kg)	
	270–320	S0	40	≤ 10	T60L7040
	270–320	S1	40	> 10–20	T60L7140
	350–600	L1	40	² ≤ 20	T60L7340
	350–600	L3	40	² 15–40	T60L7540
	450–750	L5	60 70	³ 35–70	T60L7570
¹ Recommended weight ranges (total weight of the pull-out) for an optimum opening and closing function					
² Can only be combined with a 40 kg cabinet profile					
³ Recommendation: Only use in combination with a 60 70 kg cabinet profile					

Examples of use to help you make your selection



The examples of use here are merely for guidance, as the total weight expected will vary according to the pull-out system, nominal length, front height, material processed and storage item planned.

The weight specified here refers to the pull-out with front, with or without a load inside.

Blum box systems were used to calculate the weights in the examples here.

Cutlery

KB 600, NL 500	11 kg
Empty weight	5.6 kg

Odds and ends

KB 600, NL 500	9 kg
Empty weight	5.6 kg

Kitchen utensils

KB 600, NL 500	11 kg
Empty weight	5.6 kg

Cooking utensils

KB 600, NL 500	9 kg
Empty weight	5.6 kg

Canned food and jars

KB 600, NL 500	21 kg
Empty weight	7.7 kg

Breakfast items

KB 600, NL 500	20 kg
Empty weight	7.7 kg

Pasta, noodles and rice

KB 600, NL 500	23 kg
Empty weight	7.7 kg

Unchilled beverages

KB 600, NL 500	35 kg
Empty weight	9.5 kg


Plates

KB 900, NL 500	40 kg
Empty weight	11 kg

Examples of use to help you make your selection



Empty containers



KB 900, NL 500	20 kg
Empty weight	11 kg

Special serveware



KB 600, NL 500	20 kg
Empty weight	7.7 kg

Waste and cleaning products incl. rubbish




KB 600, NL 500	23 kg
Empty weight	9.5 kg

Herbs and spices



KB 450, NL 500	14 kg
Empty weight	7.5 kg

Oil and vinegar



KB 300, NL 500	15 kg
Empty weight	5.9 kg

Vinegar, oil and cutting boards




KB 450, NL 500	24 kg
Empty weight	8.5 kg

Mixing bowls and colanders



KB 600, NL 500	21 kg
Empty weight	7.7 kg

Pots and pans



KB 900, NL 500	30 kg
Empty weight	11 kg

KB Cabinet width
 NL Nominal length

Julius Blum GmbH
Furniture Fittings Mfg.
6973 Höchst, Austria
Tel.: +43 5578 705-0
Fax: +43 5578 705-44
E-mail: info@blum.com
www.blum.com

Our sites in Austria, Poland and China are certified to the international standards mentioned below.
Our site in the USA is certified to ISO 9001.
Our site in Brazil is certified to ISO 9001, ISO 14001 and ISO 45001.



 **blum**®



Look for our
FSC™-certified
products

All content is copyrighted by Blum.
Subject to technical modifications and changes to the range without notice.
IDNR: 723.314.4 · FO-081/5 EN-AL/04.23