Do’s and Dont’s 可做与不可做

Here are some reminders that you MUST keep in mind when installing BLUM hinges.
以下是一些在安装百隆铰链所必须注意的事项

Do’s 可做

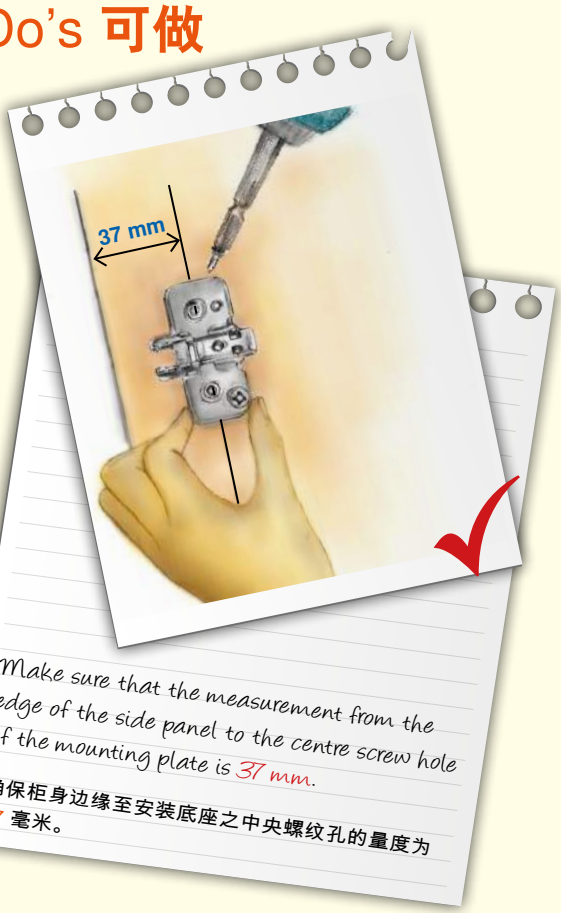

Make sure that the measurement from the edge of the side panel to the centre screw hole of the mounting plate is 37 mm.

确保柜身边缘至安装底座之中央螺纹孔的量度为 37 毫米。

Use a jig for precise drilling.

利用钻孔夹具进行精确钻孔。

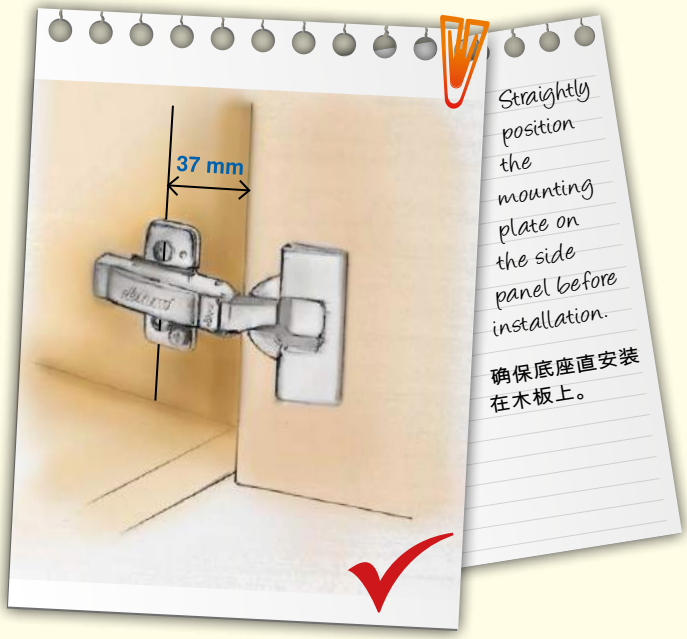

Straightly position the mounting plate on the side panel before installation.

确保底座直安装在木板上。

Use a long wood or object to ensure that both hinges are set straightly on the door before installation.

安装前，利用长木或其他直的物体确保两个铰链直安装在柜门上。

Dont's 不可做



Do not fix the mounting plate to the side panel without measuring the gap.

切勿在未测量差距前，将底座固定安装在柜身。

Do not install the hinge without ensuring that it is straight.

切勿安装铰链，除非确定铰链是径直放置的。



To assure a skilful workmanship in installing Blum hardware, Blum highly recommends Blum Certified Carpenters. Blum South East Asia Pte Ltd has the right to refuse the exchange or return of damaged goods caused by improper installation and usage.

为确保熟练精确的安装，百隆强烈建议通过百隆认证的木匠来安装硬件。百隆有权拒绝替换或退回任何因不当安装或使用而损毁的货品。

Kitch (M) Sdn Bhd (566346-V) 85, Jln Klang Lama, Batu 3, K.L.Tel: 03 7982 8233 | **Penang Showroom:** 170, Jalan Kelawai. 10250 Penang Tel: 04 226 3232 Fax: 04 226 3636
Kuala Lumpur Showroom: G16 & G17, Bangunan Perdagangan d7 No 800, Jalan Sentul 51000 Kuala Lumpur Tel : 018-599 8233 | Email: info@kitch.com.my www.kitch.com.my