

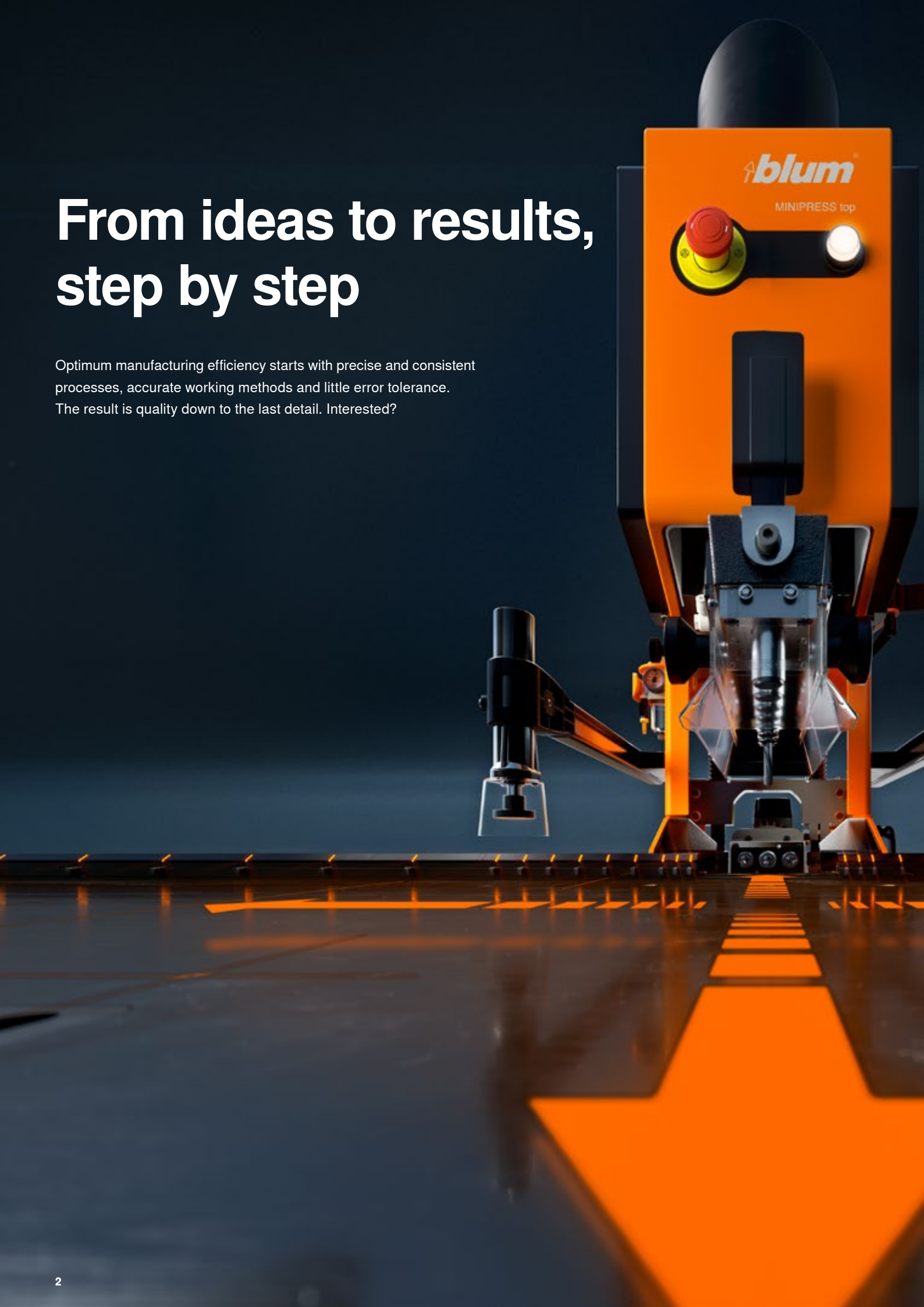


MINIPRESS top

Well equipped for the future

From ideas to results, step by step

Optimum manufacturing efficiency starts with precise and consistent processes, accurate working methods and little error tolerance. The result is quality down to the last detail. Interested?





Contents

- 04 Innovative features
for your manufacturing process
- 06 MINIPRESS top –
advantages at a glance
- 09 EASYSTICK –
advantages at a glance
- 10 MINIPRESS top in everyday use –
manufacturing scenarios
- 16 One for all –
MINIPRESS top convenience levels
- 18 Blum E-SERVICES
- 20 A good partnership
- 22 Quality through precision manufacturing

MINIPRESS top

MINIPRESS top combined with EASYSTICK is your ultimate manufacturing package for all drilling operations on cabinets and fronts. New features enable fast, accurate and easy handling, optimising your work processes. For more precision, efficiency and quality.

Automatic control of y-axis

Benefit from the automatic setting of the vertical drilling unit when combined with EASYSTICK.

High-precision display of settings

Increase accuracy from the start by using a digital display to set dimensions.

New tool-free drill head clamping technology

Change the drill head quickly and simply with the new clamping technology.



Large depth

Carry out centre line drilling for deep cabinets. The large depth adjustment of the vertical drilling unit (up to 350 mm) makes it possible.



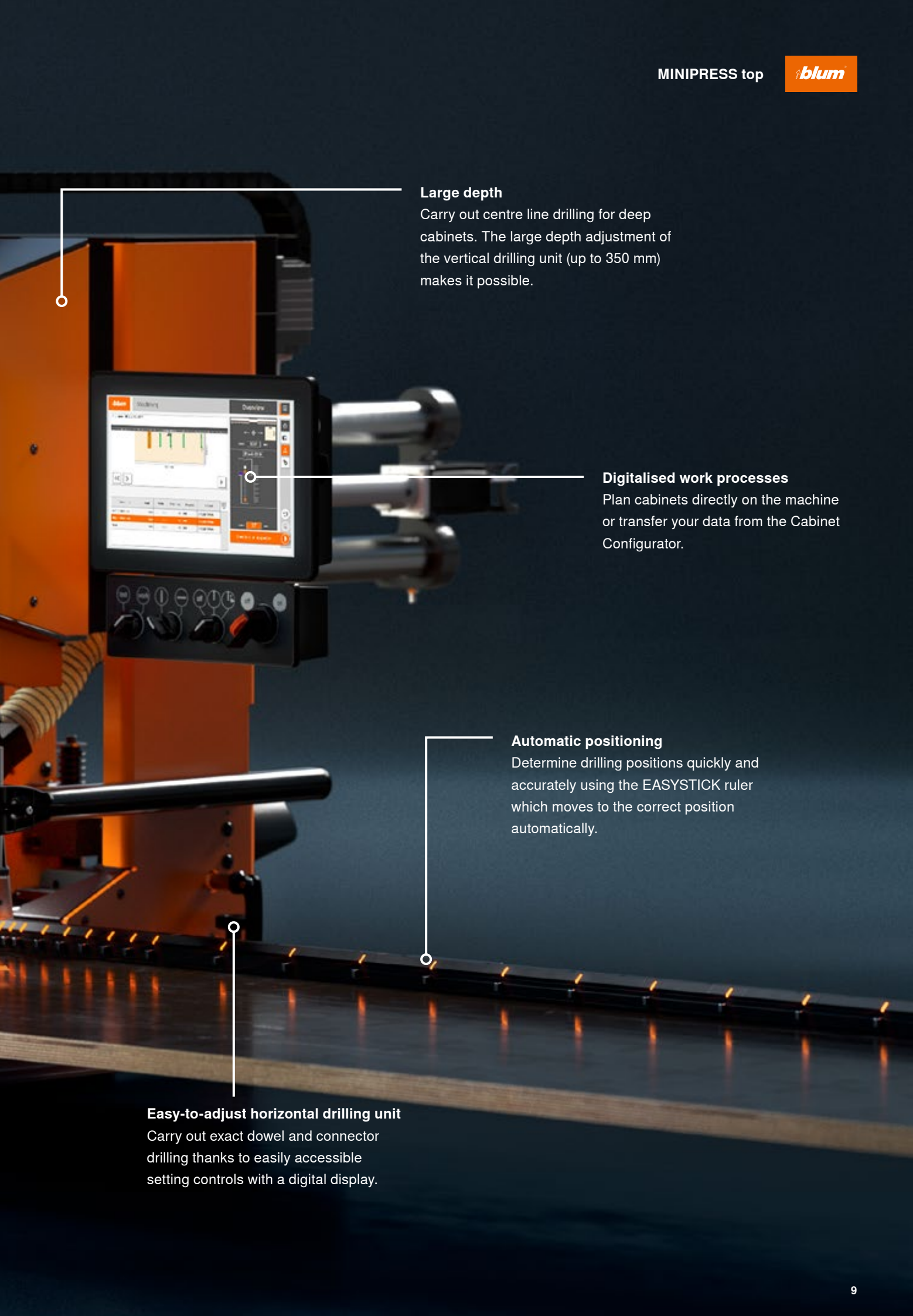
Digitalised work processes

Plan cabinets directly on the machine or transfer your data from the Cabinet Configurator.



Automatic positioning

Determine drilling positions quickly and accurately using the EASYSTICK ruler which moves to the correct position automatically.



Easy-to-adjust horizontal drilling unit

Carry out exact dowel and connector drilling thanks to easily accessible setting controls with a digital display.

MINIPRESS top

A new machine generation – innovative and well thought out. MINIPRESS top allows you to carry out all vertical and horizontal drilling operations with a single machine. Combined with EASYSTICK, precise drilling positions are calculated for you, and the ruler and vertical drilling unit automatically move to the right position.

*i*

Advantages at a glance

- Convenience – The new drill head clamping mechanism allows you to change drill heads quickly and without tools
- Efficiency – Stops move automatically to the right position in the x/y direction, making work quick and easy
- All-in-one – Carry out all vertical and horizontal drilling operations with a single machine
- Precision – The computer-controlled EASYSTICK ruler and vertical drilling unit deliver precise drilling positions
- Productivity – Benefit from the automatic calculation, display and execution of precise drilling operations





EASYSTICK

The indispensable computer-controlled ruler system turns your machine into a true all-rounder. Enter dimensions, position panel, drill holes, done!

i

Advantages at a glance

- Front assembly – Select the right box system and start assembly immediately
- Cabinet assembly – Enter the cabinet data and EASYSTICK will automatically calculate all the drilling positions for you
- Data transfer – Use the Cabinet Configurator to plan your furniture online and then simply transfer your planning results via WLAN adapter or using a USB memory stick
- Up-to-dateness – Always use the latest features and assemble all the latest products thanks to regular updates



MINIPRESS top combined with EASYSTICK – perfect for any manufacturing scenario

MINIPRESS top and EASYSTICK – the perfect combination

EASYSTICK turns MINIPRESS top into a powerful all-rounder for the complete cabinet assembly process. The automatic ruler system calculates the exact drilling positions for you. The ruler and vertical drilling unit then automatically move to the right position. EASYSTICK takes you through the assembly process step by step.



Digitalised work process – plan directly on the machine

You can adjust assembly settings directly on MINIPRESS top using the EASYSTICK computer. Enter cabinet data and front dimensions and select fittings – EASYSTICK will calculate the drilling positions for you.



Easy data transfer and updates

Are you already using our Cabinet Configurator? In this case, you can simply transfer your data via a WLAN adapter or using a USB memory stick. The barcode scanner allows you to retrieve and edit work assignments. Regular updates ensure you have the latest features and product data at your fingertips.



MINIPRESS top combined with EASYSTICK – for new dimensions in manufacturing



Easy to use – get started without any programming skills

MINIPRESS top can be used without any special training.

The EASYSTICK computer takes you through manufacturing step by step. To get the results you want, quickly and efficiently.



Save time and money – improved setup and compatible tools

MINIPRESS top employs a new tool-free clamping technology which makes it quick and easy to change drill heads. You can also use the drilling heads and rulers of PRO-CENTER and MINIPRESS PRO.

The comprehensive modular system of drill heads and rulers allows you to tailor MINIPRESS top to your manufacturing requirements.



Versatile in use – large depth provides variety of options

You can achieve a depth of up to 350 mm by adjusting the vertical drilling unit of MINIPRESS top. This gives you a wide range of assembly options and allows you, for example, to carry out centre line drilling for deep cabinets.

MINIPRESS top combined with EASYSTICK – simple and precise setting

Bespoke craftsmanship – high precision setting on the machine

Easily accessible setting controls make it simple to set dimensions and increase precision, speeding up your work processes and eliminating errors.



Simple setting – vertical drilling unit moves automatically to the right position

MINIPRESS top combined with EASYSTICK gives you the precise stop positions. The vertical drilling unit moves along the y-axis automatically while the work table and ruler always stay in the same position – simple setup, precise results.




Manufacturing made easy

Drilling dimensions are calculated digitally by the EASYSTICK ruler system; stops move automatically to the right position and exact positions are displayed step by step. Every drilling operation is precise, ensuring that fittings can be inserted with ease.



MINIPRESS top combined with EASYSTICK – ideal for the complete assembly process



Horizontal drilling – for high precision assembly

MINIPRESS top allows you to carry out precision drilling operations, for example, for dowels and connectors. The horizontal drilling unit is easily accessible and can be operated and set with ease.



Drilling and fittings insertion in next to no time

Drill the boss hole, put the hinge into the insertion ram and press into the boss. That's it. You can carry out drilling and fittings insertion with a single machine and complete front assembly in seconds.



Tailor work processes to your needs

Adapt MINIPRESS top combined with EASYSTICK to your work processes. Set planning and system settings, define frequently used fittings and fixing methods and optimise your manufacturing process by minimising drill head changes and retooling – to suit your requirements.



MINIPRESS top comes in three different convenience levels – choose the right machine to suit your working methods









MINIPRESS top combined with EASYSTICK

MINIPRESS top combined with EASYSTICK is your ultimate manufacturing package for all drilling operations on cabinets, doors and fronts. The combination gives you a machine that is both versatile and easy to use.



M75E2000

M70E2000

		EASYSTICK ruler system
		Automatic calculation of drilling positions
		Stops move automatically in the x and y direction
		Horizontal drilling unit



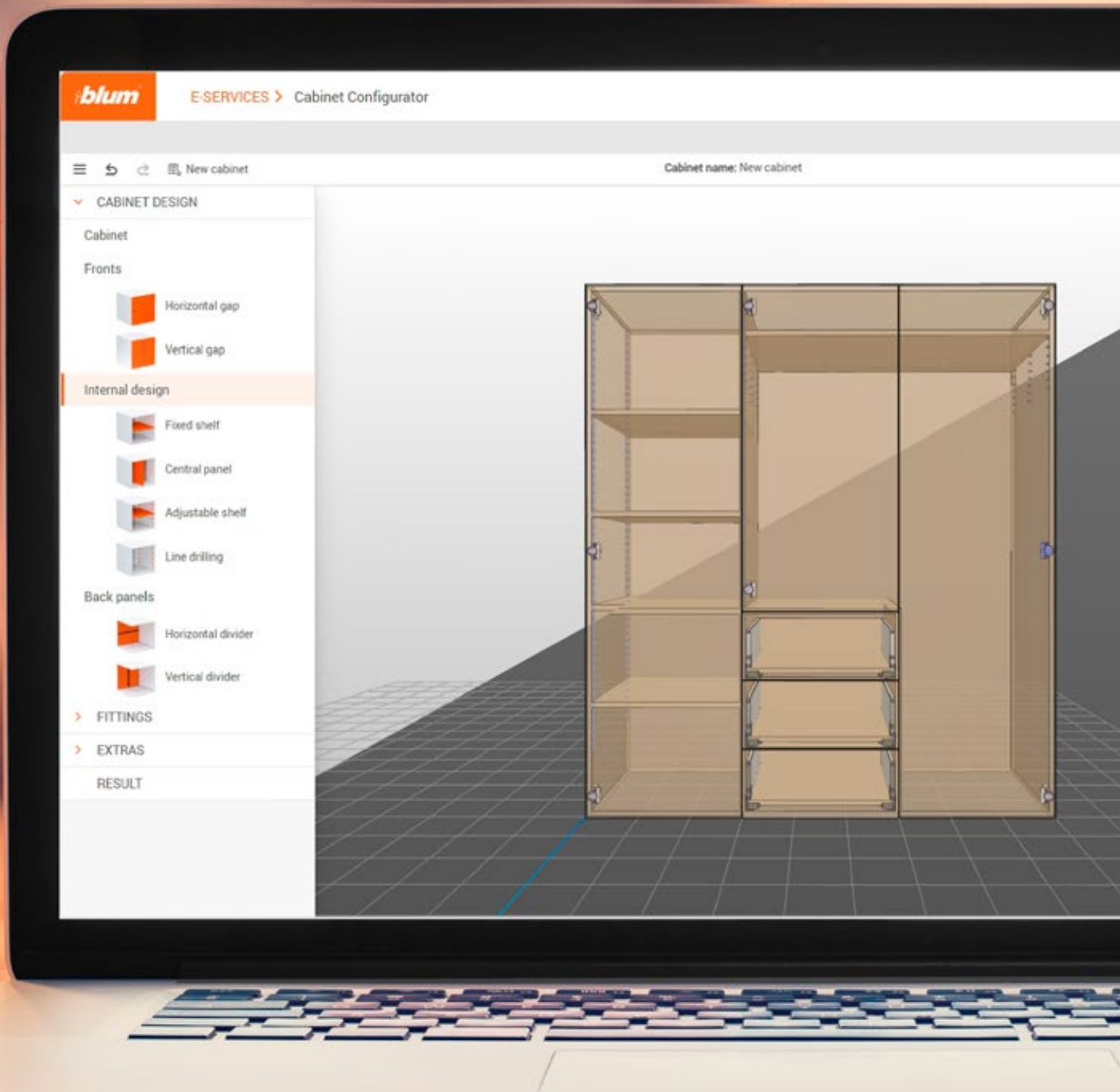
EASYSTICK highlights

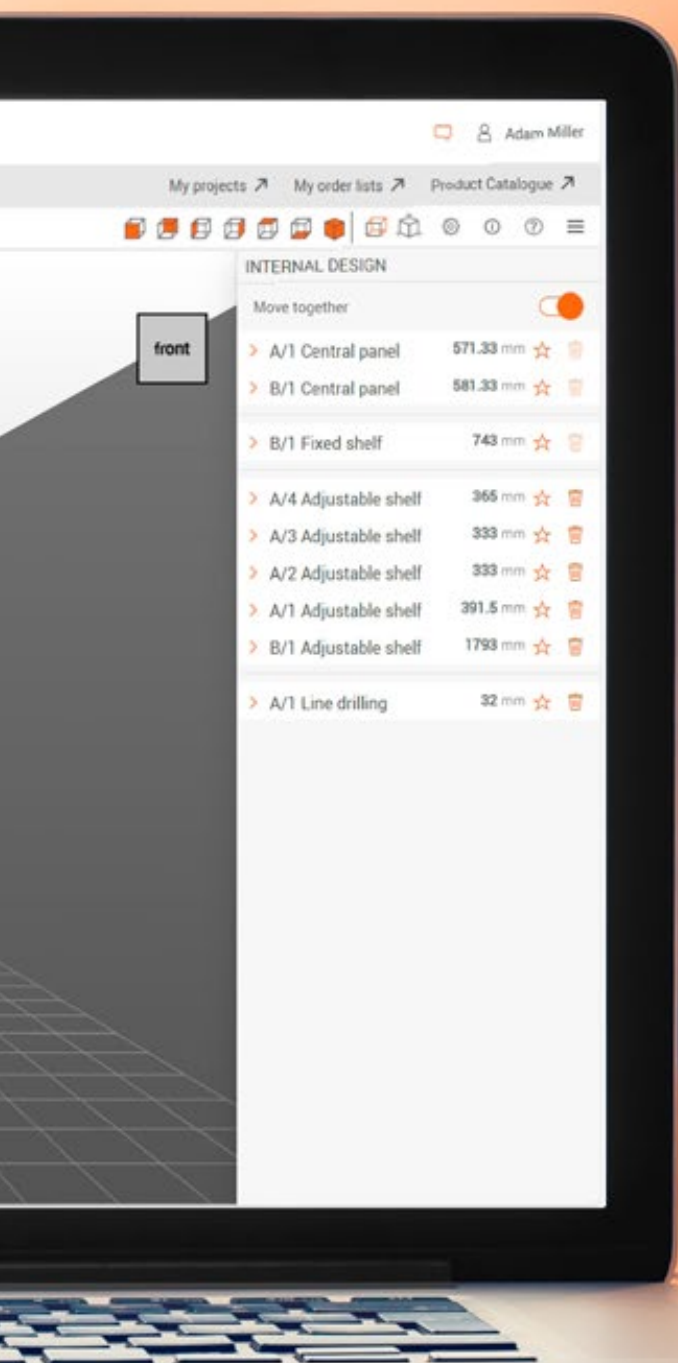
- Stops move automatically to the right position on the x-axis
- Vertical drilling unit moves automatically on the y-axis
- You can carry out planning on the machine
- Drilling positions are calculated automatically for you
- You can import planning data from the Cabinet Configurator and use the data directly on MINIPRESS top

i

Use E-SERVICES free of charge

You'll find the right service for every step of your manufacturing process in our E-SERVICES portal. Use the digital applications on your PC, tablet or smartphone whenever you like, free of charge and without installation. Ask your personal contact at Blum or go directly to e.services.blum.com and get started.





Cabinet Configurator – a useful planning tool

- The Cabinet Configurator helps you design and make furniture
- An integrated collision check allows you to carry out precise and error-free planning
- You can generate 3D visualisations of cabinets and fittings
- The application can be used in the web browser without installation or manual updates required

Cabinet Configurator – best prerequisites for manufacturing

- Wooden parts, drilling positions and fittings parts lists are calculated and compiled automatically
- Download CAD data in the usual formats
- Export your data to different CAD/CAM programs
- Transfer your planning results to MINIPRESS top with EASYSTICK using the BXF format and start manufacturing immediately



Register for E-SERVICES by Blum and gain access to the Cabinet Configurator.

e-services.blum.com

A good partnership

As a system supplier, we not only offer a wide range of products but also strive to support you with the right services and assembly devices. We have developed MINIPRESS top for optimum manufacturing efficiency – so you can implement your innovative ideas quickly and simply.





Quality through precision manufacturing

MINIPRESS top combined with EASYSTICK. You can carry out all drilling operations with a single machine. Simple handling speeds up your manufacturing process. New features allow you to work even more precisely, minimise time spent on fittings adjustments and deliver superb craftsmanship and unrivalled quality.





PT. Blum Furniture Hardware Indonesia
ICE Business Park BSD
Blok A No. 1 & 2
Jl. BSD Grand Boulevard
Tangerang 15339, Indonesia
Ph. +62 21 3972 1050
E-mail: info.id@blum.com

Julius Blum GmbH
6973 Höchst, Austria
Tel.: +43 5578 705-0
Fax: +43 5578 705-44
E-mail: info@blum.com
www.blum.com

Our sites in Austria, Poland and China are certified to the international standards mentioned below.
Our site in the USA is certified to ISO 9001.
Our site in Brazil is certified to ISO 9001, ISO 14001 and ISO 45001.



ISO 9001
Certified Quality
System



ISO 14001
Certified Environmental
System



ISO 50001
Certified Energy
System



Look for our
FSC™-certified
products

All content is copyrighted by Blum.
Subject to technical modifications and changes to the range without notice.
IDNR: 000.000.0 · EP-495/4 EN-ID/05.25