


 **blum**[®]




CLIP top BLUMOTION 155°

The all new CLIP top BLUMOTION 155° features integrated BLUMOTION built right into the hinge arm. Everything you loved about our CLIP top 155° with add-on BLUMOTION now in one discrete and stylish package.



CLIP top BLUMOTION 155°/CLIP top 155° Zero Protrusion




- BLUMOTION integrated into the hinge arm
- Deactivation switch for small/light doors
- Zero Protrusion, suitable for interior rollouts
- Three-dimensional adjustment
- Available with INSERTA attachment
- For door thicknesses up to **24** (15/16")
- Angle restriction clips available
- All metal hinge, nickel-plated
- Hinge arm / cup cover caps available

***Available in Onyx Black**

CLIP top BLUMOTION 155° Hinges

Reference no.	Description
71B7550 *	CLIP top BLUMOTION 155°, Straight-arm hinge, Screw-on
71B7580 *	CLIP top BLUMOTION 155°, Straight-arm hinge, Press-in
71B7590 *	CLIP top BLUMOTION 155°, Straight-arm hinge, INSERTA
71B7650	CLIP top BLUMOTION 155°, Half-cranked hinge, Screw-on
71B7690 *	CLIP top BLUMOTION 155°, Half-cranked hinge, INSERTA
70T7553	Angle restriction clip 110°
70T7553.09	Angle restriction clip 92°
70.4503	Hinge arm cover cap plain, Nickel
70.4503 *	Hinge arm cover cap plain, Onyx Black
70T7504	Hinge cup cover cap, Nickel
70T7504 *	Hinge arm cover cap, Onyx Black

NOTE: For technical dimensions, planning, and installation details please reference the Concealed Hinges brochure. All dimensions remain the same from the previous CLIP top 155° ==> New CLIP top BLUMOTION 155° hinges.



- Same design of CLIP top BLUMOTION 155°, without BLUMOTION
- Zero Protrusion, suitable for interior rollouts
- Three-dimensional adjustment
- Available with INSERTA attachment
- For door thicknesses up to **24** (15/16")
- Angle restriction clips available
- All metal hinge, nickel-plated
- Hinge arm / cup cover caps available

CLIP top 155° Hinges

Reference no.	Description
71T7550	CLIP top 155°, Straight-arm hinge, Screw-on
71T7590	CLIP top 155°, Straight-arm hinge, INSERTA
71T7650	CLIP top 155°, Half-cranked hinge, Screw-on
70T7553	Angle restriction clip 110°
70T7553.09	Angle restriction clip 92°
70.4503	Hinge arm cover cap plain, Nickel
70T7504	Hinge cup cover cap, Nickel

NOTE: For technical dimensions, planning, and installation details please reference the Concealed Hinges brochure. All dimensions remain the same from the previous CLIP top 155° ==> New CLIP top 155° hinges.