

# EXPANDO

www.blum.com

 **blum**®

## Memo



### Quick assembly using split dowels (EXPANDO)

Thanks to the pre-mounted screws and dowels, assembly using EXPANDO is quick and easy. A few quick turns and the dowel locks securely into the drilling.

Advantages at a glance:

- Quick assembly using split dowels (EXPANDO) for the hinge boss and mounting plate
- Secure hold in the drilling
- Assembly by hand – no machinery required

i

### EXPANDO fixing



The drilling diameter for the EXPANDO split dowel is 8 mm for the hinge and 5 mm for the mounting plate.



The fitting is positioned using pre-mounted EXPANDO dowels.










Assembly is easy, requiring just a few turns.












The EXPANDO dowels ensure a secure hold in the drilling.







# EXPANDO




CLIP top BLUMOTION	Overlay application 	Dual application 	Inset application 
110° Hinge	71B358E	71B368E	71B378E
110° Special hinge	73B358E	–	–
107° Hinge	75B158E	75B168E	75B178E
155° Hinge	71B758E	71B768E	–
95° Profile door hinge	71B958E	71B968E	71B978E
CLIP top BLUMOTION			Inset 
Blind corner hinge	–	–	79B958E
CLIP top BLUMOTION	Half overlay application 	Overlay 	Maximum overlay application 
+45° Angled hinge	79B9688E	79B3588E	79B9488E
+37° Angled hinge	–	79B9587E	–
+30° Angled hinge	–	79B9586E	–
-15° Angled hinge	–	–	79B3483E

CLIP top	Overlay application 		Dual application 		Inset application 	
	With spring	Unsprung	With spring	Unsprung	With spring	Unsprung
120° Hinge	–	70T558E.TL	–	–	–	–
110° Hinge	71T358E	70T358E.TL	71T368E	70T368E.TL	71T378E	–
110° Special hinge	73T358E	–	–	–	–	–
107° Hinge	75T158E	74T158E.TL	75T168E	–	75T178E	–
100° CLIP hinge	71M258E	–	71M268E	–	71M278E	–
155° Hinge	–	70T758E.TL	–	–	–	–
170° Hinge	71T658E	70T658E.TL	71T668E	–	–	–
95° Profile door hinge	71T958E	–	–	–	–	–
CLIP top					Inset 	
Blind corner hinge	–	–	–	–	79T958E	78T958E.TL
CLIP top	Corner cabinet bi-fold door 					
Bi-fold hinge	79T853E	–	–	–	–	–

CLIP mounting plates	Horizontal 20/32 	Horizontal 22/32 	Cruciform 37/32 	Cruciform 28/32 
Cam mounting plate 0 mm	177H3100E	177H5400E	174H7100E	–
Cam mounting plate 3 mm	177H3130E	177H5430E	174H7130E	–
Cam mounting plate 0 mm (Ø 10 mm)	177H3100E10	–	–	–
Cam mounting plate 3 mm (Ø 10 mm)	177H3130E10	–	–	–
Elongated hole mounting plate 0 mm	–	–	174E6100.01	174E6300
Elongated hole mounting plate 3 mm	–	–	174E6130.01	–
Cam mounting plate for twin applications 0 mm	–	–	174H710ZE	–
Cam mounting plate for twin applications 3 mm	–	–	174H713ZE	–
Elongated hole mounting plate for twin applications 0 mm	–	–	174E610Z	–

MODUL	Overlay application 	Dual application 	Inset application 
100° Hinge	91M258E	91M268E	–
170° Hinge	91A658E	–	–
MODUL sets	Overlay application 	Dual application 	Inset application 
100° hinge + mounting plate 0 mm	91M258E.E0	91M268E.E0	91M278E.E0
100° hinge + mounting plate 3 mm	91M258E.E3	–	–
107° hinge + mounting plate 0 mm	95M158E.E0	–	–
170° hinge + mounting plate 0 mm	91A658E.E0	–	–
170° hinge + mounting plate 3 mm	91A658E.E3	–	–

MODUL mounting plates	Cruciform 37/32 		
Elongated hole mounting plate 0 mm	194E6100.ED		
Elongated hole mounting plate 3 mm	194E6130.ED		

Julius Blum GmbH  
Furniture Fittings Mfg.  
6973 Höchst, Austria  
Tel.: +43 5578 705-0  
Fax: +43 5578 705-44  
E-mail: [info@blum.com](mailto:info@blum.com)  
[www.blum.com](http://www.blum.com)

