





AVENTOS top Masterfully staged

www.blum.com

 **blum**[®]



Conducting a symphony, working out the subtleties and reinterpreting certain passages is a challenge. We set ourselves the task of completely reworking our AVENTOS lift systems: we reduced the size, optimised the functions and adapted the design. Like a conductor who gives his own personal touch to a composition and so creates a new arrangement of a masterpiece, you can now enjoy a new feel to the design of living spaces with fittings from the AVENTOS top family. Combine ergonomic motion with function and fascinate your customers by showing the different lift systems. Arrange top and wall cabinets like a maestro with AVENTOS top.

A close-up photograph of a hand holding a screwdriver. The screwdriver has a black handle with an orange grip section and a silver shaft. The background is dark and out of focus, showing another hand in the distance.

Contents

04	Design
06	Integrated features
08	SERVO-DRIVE
10	Compact range
12	Living world
14	User convenience
16	Motion technologies
18	Product range
20	AVENTOS HF top
22	AVENTOS HS top
24	AVENTOS HL top
26	AVENTOS HK top
28	AVENTOS HK-S
30	AVENTOS HK-XS
32	Lift systems overview
34	Blum quality
36	Blum services
38	moving ideas

Working in harmony

All lift system types are now available in a compact top version – be it a bi-fold, up and over, lift up or stay lift system. The elegantly designed fittings can be used to create exciting combinations of wall cabinets within any scenario. The lift mechanisms are concealed behind silk white, light grey or dark grey cover caps – tone on tone with the furniture or as a pleasing contrast. Customised branding elements make AVENTOS HF top, HS top, HL top and HK top unique.



Detailed information on awards at:
www.blum.com/award



Assembly with positioning system.




Assembly with pre-mounted system screws.

Functional and multi-talented

With the fittings of the AVENTOS top family, you have two options for installing the lift mechanism: either with the system screws or using the integrated positioning system. You can assemble the lift mechanism quickly, easily and correctly – and without the need for calculation thanks to predefined fixing positions. The integrated BLUMOTION soft-close system and opening angle stops are also simple to adjust.



The lift mechanism can be conveniently adjusted from the front even with the cover cap already in place.

A close-up photograph of a black metal lift mechanism, likely a part of a cabinet or door system. The mechanism is shown in a partially open position, revealing internal components and a warning label. The label features a yellow triangle with a black exclamation mark and the text 'AC-24310'. The background is a dark, wood-grain surface.

A virtuoso performance

Enjoy the convenience of tool-free assembly and intuitive start-up of the SERVO-DRIVE electrical motion support system. AVENTOS HF top, AVENTOS HL top and AVENTOS HS top all have the same low-noise drive unit, making them a pleasure to use. Not only do you get added convenience, the lift systems also impress with their clear-cut, slimline design.



Colour signals with integrated error recognition support the start-up process.



Even with SERVO-DRIVE, AVENTOS top features a slim design.

A sophisticated ensemble


AVENTOS top takes up little space in wall cabinets and in warehouses. The fittings are designed so that you only need a few different components, but still have full design freedom: the symmetrically designed lift mechanisms and lever arms are suitable for different sizes of wall cabinets and compatible with all motion technologies. What is more, the same cover cap can be used for HF top, HS top and HL top. This saves decision making when it comes to selection, procurement and handling.



Dark grey



Light grey



Silk white

Cover caps

You can add your own branding and choose from three timeless colours.





A successful composition

Tall and wall cabinets with AVENTOS top lift systems are always a good choice. They create protected storage space and open up a host of creative possibilities. Combine different lift system types in the same living space according to your taste. With their discreet design, the compact fittings blend perfectly with any interior.





Style that works

In a kitchen, ergonomics are just as important as good looks. After all, it is primarily a workspace as well as a living area. Where people move around a lot, tall and wall cabinets with lift systems are always preferable – our worldwide requirements research into kitchen use bears this out. For this reason, we are constantly developing our lift systems. User-friendly furniture means better quality of life for your customers.



Always freely accessible

The front lifts up and out of the way so it can be left open while the kitchen is in use. This means that storage items are always readily accessible.



Tailored to need

Wall cabinets come in all heights and widths to suit storage space requirements, or can be designed to line up with the gap layout of base units.



Stays in any position

With its variable stop the lift system holds in any position, so that the front can be reached easily for closing.



Working in concert

Lift systems in tall and wall cabinets are even easier to operate when you combine AVENTOS top with motion technologies: SERVO-DRIVE, TIP-ON and BLUMOTION make opening and closing the fronts an absolute pleasure. They are especially useful if you want to implement handle-less fronts.



For more information about our motion technologies, visit: www.blum.com/4formore




BLUMOTION

by Blum

Virtually noiseless: BLUMOTION

Wall cabinets close softly and effortlessly with the integrated soft-close mechanism – no matter how large or heavy the front or whether you close it with force.



SERVO-DRIVE

by Blum

Pretty smart: SERVO-DRIVE

The electrical motion support system lets you open the front with a single touch. The wall cabinet closes softly at the press of a switch.



TIP-ON

by Blum

Simply practical: TIP-ON

The mechanical support system gives you one-touch opening and easy access to the opening edge of fronts. To close, simply press shut.

Limited headroom: AVENTOS HF top for bi-fold fronts is ideal for low-ceiling rooms.



A wide repertoire

AVENTOS top lift systems are as diverse as the needs and wishes of your customers. No matter how large the wall cabinets are or which living area they are installed in, there is always a suitable fittings solution. You can choose between a bi-fold, up and over, lift up or stay lift system. And because all types harmonise with each other, they are easy to combine.



Happy medium: AVENTOS HL top lift up is also suitable for special installation situations.

Plenty of space: Large one-part fronts swing up and over with ease with AVENTOS HS top.



An open and shut case: AVENTOS HK top for stay lifts is adaptable to suit every space.

AVENTOS HF top for fronts that fold up

The impressive looking and easy-to-use AVENTOS HF top bi-fold lift system allows you to implement large wall cabinets with bi-fold fronts. It gives you a multitude of design options for high and mid wall cabinets. Narrow-or wide aluminium frames, different material combinations or asymmetrical fronts – everything is possible with AVENTOS HF top.





High storage space:

The integrated opening angle stop prevents the front from hitting the ceiling.



Space to put things away:

Large bi-fold lift system for heights up to 1200 mm allows appliances to disappear into the worktop mounted cabinet.



Full design freedom:

Asymmetrical fronts and a mix of materials create an exciting visual impact.



AVENTOS HS top for fronts that swing up and over

The AVENTOS HS top lift system exudes a sense of weightlessness. Large one-part fronts can be opened with the utmost ease. The lift system swings up and over the cabinet, giving you easy access to storage items while preserving a gap between the front and cabinet top edge. A compelling feature that gives your furniture design more scope – for example for integrating cornice or crown mouldings.



Elegant motion and clear visibility of contents:
Even with large wall cabinets, no stabiliser rods are needed.



Putting the crowning touch on fine furniture:
For example by incorporating design details.



Slim and elegant:
Fronts from 8 mm are possible with the EXPANDO T fixing system.

AVENTOS HL top for fronts that lift up

Impress your customers with lift systems that give you full freedom of movement. AVENTOS HL top is well suited for cabinets that are positioned above and on worktops. The lift up fitting can be used in cabinets up to 580 mm high and 1800 mm wide. With a cabinet mounted on the worktop, electrical appliances can be concealed behind the front.







Open to ideas:
AVENTOS HL top also allows mitred and rebated applications as well as thin fronts from 8 mm.



A harmonious unit:
AVENTOS HL top allows you to conceal electrical appliances behind a continuous front.



Usable anywhere:
AVENTOS HL top opens up new design possibilities in living areas and workspaces.



AVENTOS HK top for fronts that pivot up

When there is limited space over a wall cabinet or tall cabinet, AVENTOS HK top is the preferred solution. The stay lift front barely protrudes above the cabinet, so that a low ceiling height is no obstacle. Even large and heavy wall cabinet fronts can be opened with ease. For handle-less fronts, SERVO-DRIVE and TIP-ON motion technologies provide electrical and mechanical support respectively.



Suits any design style:
The AVENTOS HK top lift mechanism is amazingly versatile.



Collision-free opening guaranteed:
The integrated opening angle stop can be adjusted precisely.



Not only for the kitchen:
AVENTOS HK top looks good in all areas of the home.

Classic designs
for small wall cabinets



AVENTOS HK-S for small wall cabinets

Don't waste storage space! If there's space above a tall cabinet, it can readily accommodate a lift system. Thanks to its compact design, AVENTOS HK-S is the ideal fitting for small wall cabinets. In tall cabinets, the lift system offers practical storage solutions for rarely used items. The front lifts up and out of the way, giving you easy access to contents.

Stops where you want it to:
The lift mechanism can be precisely
adjusted so that the small stay lift front
holds in any position desired.



One-touch TIP-ON:
The front opens with a single touch.
To close, press shut.



A real eye-catcher:
AVENTOS HK-S enhances any room.



Classic designs
for small wall cabinets



AVENTOS HK-XS for small wall cabinets

In a perfectly planned kitchen, every inch is used wisely. Small stay lifts in tall and wall cabinets ensure plenty of creative scope even where space is limited. The slim AVENTOS HK-XS fitting solution can also be used on one side, depending on the wall cabinet size. CLIP top BLUMOTION hinges, included in the order, ensure soft and effortless closing.

The choice is yours:
From thick wooden fronts to wide or
narrow aluminium frame fronts, anything
is possible.
















As you like it:
The lift system holds in any desired
position.













Small but perfectly formed:
AVENTOS HK-XS can be used even in
very limited spaces.



The right lift system for any application

AVENTOS	Motion	Typical applications	Front weight	Front and cabinet design	Cabinet dimensions in mm
HF top		Wall cabinet, high, bi-fold fronts, worktop mounted cabinet		Wooden, wide/narrow aluminium frame fronts, wood-glass combinations, asymmetrical fronts, mitred and rebated applications	Height 480-1200 Width up to 1800
HS top		Wall cabinet (if space), large, one-part fronts, with cornice and crown mouldings		Thin fronts, wooden, wide/narrow aluminium frame fronts, mitred and rebated applications	Height 350-800 Width up to 1800
HL top		Wall cabinet, tall cabinet (if space) within reach, appliances behind, worktop mounted cabinet		Thin fronts, wooden, wide/narrow aluminium frame fronts, mitred and rebated applications	Height 300-580 Width up to 1800
HK top		Wall cabinet, tall cabinet, above fridge, larder unit, oven		Thin fronts, wooden, wide/narrow aluminium frame fronts, mitred and rebated applications	Height 205-600 Width up to 1800
HK-S		Wall cabinet, tall cabinet, above fridge, larder unit, oven		Wooden, wide/narrow aluminium frame fronts	Height 180-600 Width up to 1800
HK-XS		Wall cabinet, tall cabinet, above fridge, larder unit, oven, extractor, bath	  On both sides	Wooden, wide/narrow aluminium frame fronts	Height 240-600 Width up to 1800

	Internal minimum depth in mm	Assembly and installation information	Motion technology	Cover caps
	264	2 fixing options: <ul style="list-style-type: none"> — Pre-mounted system screws — Chipboard screws with positioning system — Fixed position of the lift mechanism within the cabinet — Fixed position of the front fixing bracket — Lift mechanism adjustment from the front — Integrated opening angle stop on the AVENTOS HF top and HK top — Integrated BLUMOTION adjustment on the AVENTOS HF top, HS top and HL top — No hinges / no machining of the top panel required (exception: AVENTOS HF top) 	 	<input type="radio"/> Silk white <input type="radio"/> Light grey <input checked="" type="radio"/> Dark grey
	264		 	<input type="radio"/> Silk white <input type="radio"/> Light grey <input checked="" type="radio"/> Dark grey
	264		 	<input type="radio"/> Silk white <input type="radio"/> Light grey <input checked="" type="radio"/> Dark grey
	187		  	<input type="radio"/> Silk white <input type="radio"/> Light grey <input checked="" type="radio"/> Dark grey
	163	Lift mechanism is installed using chipboard screws No hinges required	 	<input type="radio"/> Silk white <input type="radio"/> Light grey <input checked="" type="radio"/> Dark grey
	125 (Special solution for depth of 100 mm possible)	Lift mechanism is installed using chipboard screws Hinges / machining of the top panel required	 	No cover caps





Blum Quality

Blum quality revolves around one key question: Do our products meet your needs? And because your needs change over time, we maintain a dialogue with you, we listen, ask questions and continuously develop the requirements of our products and services.



Quality controls

More than 26,000 pieces of testing and measuring equipment are used at Blum worldwide



Computer simulation

Ensuring quality as early as the development phase



Quality test

Lift systems undergo motion and load tests: 80,000 opening and closing cycles



Testing

Materials are tested using a variety of methods (e.g. corrosion test, salt spray test or tensile test)





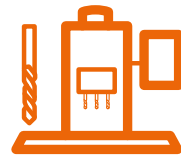
Blum services

Our services are precisely tailored to your needs along every step of your process chain, allowing you to work more efficiently and thereby saving time. Customised for you, available whenever and wherever you need them.



Digital services

Digital support for greater efficiency



Assembly devices

Practical tools for precise work



Communication services

Comprehensive material for targeted marketing



Personal services

Direct contact for customer-focused support



Logistics services

Optimised processes for fast delivery



Find out more about our services:

www.blum.com/services





Quality of living

We would like you to enjoy greater convenience and functionality when using furniture.



Product range

Everything from a single source: our wide range of products allows you to keep up with today's and tomorrow's trends.



Inspiration

We monitor global trends and strive to create the solutions of tomorrow. We like to share our insights with you.



Innovation

We stay in motion. Curiosity and pioneering spirit drive us to develop new products and services for you.



Services

We support your daily operations with customised services tailored to your processes.



Quality

We continuously strive to improve our products, services and ourselves.



Trust

We take responsibility for partnerships, our employees, society and the environment.

Julius Blum started our journey in 1952 with horseshoe studs. Today we supply innovative fittings to customers in over 120 countries.

Julius Blum GmbH
Furniture Fittings Mfg.
6973 Höchst, Austria
Tel.: +43 5578 705-0
Fax: +43 5578 705-44
E-mail: info@blum.com
www.blum.com

Our sites in Austria, Poland and China are certified to the international standards mentioned below.
Our site in the USA is certified to ISO 9001.
Our site in Brazil is certified to ISO 9001, ISO 14001 and ISO 45001.



ISO 9001
Certified Quality
System



ISO 14001
Certified Environmental
System



ISO 50001
Certified Energy
System

 **blum**®



Look for our
FSC™-certified
products

All content is copyrighted by Blum.
Subject to technical modifications and changes to the range without notice.
IDNR: 652.936.5 · EP-610/1 EN-AL/09.23