



CLIP top BLUMOTION 105°

A new standard

www.blum.com

 **blum**[®]



Impressive in every way

CLIP top BLUMOTION 105° is setting a new standard.

The hinge impresses with integrated soft close and top quality motion. It is easy to use and install and comes with convenient three-dimensional adjustment for perfect gap alignment. Its sleek and compact design makes it ideal for a wide range of applications, and it offers an attractive price-performance ratio.

CLIP top BLUMOTION 105° – the perfect solution for furniture throughout the home.


Product advantages at a glance



Slim design thanks to integration of BLUMOTION soft-close mechanism into the boss



Tool-free mounting with proven CLIP mechanism




Three-dimensional front adjustment, infinitely variable depth adjustment with spiral screw



Sleek design with many possible applications



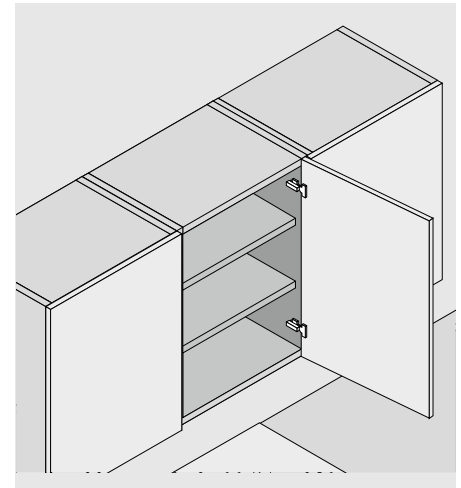
Designed and certified for kitchen use (DIN 15570 test level 3)













Suitable for front thicknesses up to approx. 24 mm






- CLIP top BLUMOTION 105° with integrated BLUMOTION soft-close mechanism
- CLIP top 105° with or without closing mechanism (spring)
- 105° opening angle
- Three-dimensional front adjustment
- Convenient depth adjustment with spiral screw
- Tool-free front to cabinet assembly and removal




Ordering information


 Boss <input type="checkbox"/> Screw-on			 		 	
Hinge	Spring	Colour	Overlay application	Half overlay application	Inset application	
CLIP top BLUMOTION	●	NI	75B2550	75B2650	75B2750	
CLIP top	●	NI	75T2550	75T2650	75T2750	
	○	NI	74T2550.TL	74T2650.TL	74T2750.TL	
 Boss <input type="checkbox"/> Knock-in			 		 	
Hinge	Spring	Colour	Overlay application	Half overlay application	Inset application	
CLIP top BLUMOTION	●	NI	75B2580	75B2680	75B2780	
CLIP top	●	NI	75T2580			


Hinge arm cover cap					
					
Print/stamp	Logo	Colour	Overlay application	Half overlay application	Inset application
Plain	-	NI	70.1503	70.1663	70.1663
Stamped	Blum	NI	70.1503.BP	70.1663.BP	70.1663.BP


- Hinge with spring
- Unsprung hinge
- NI Nickel plated


Ordering information

Hinge boss cover cap		
	Colour	
	NI	70T3504
NI Nickel plated		

Opening angle stop		
	Opening angle	Colour
	85°	R7037
	R7037	RAL 7037 dust grey
		94M2553

Hinge boss spacer		
	Boss	
	Screw-on	70T3507.21
	1.5 mm	

Chipboard screw		
	Ø (mm)	Length (mm)
	3.5	15
	3.5	17
		609.1500
		609.1700

TIP-ON for doors			
	Version	TIP-ON spring	Spring
	Short version	■	○
	Long version	■	○
	Long version	■	●
	Long version	■ ■	●
	TIP-ON spring		Spring
	■ Standard spring		● Hinge with spring
■ ■ Strong spring		○ Unsprung hinge	
		956.1004	
		956A1004	
		956A1006	
		956A1006F	

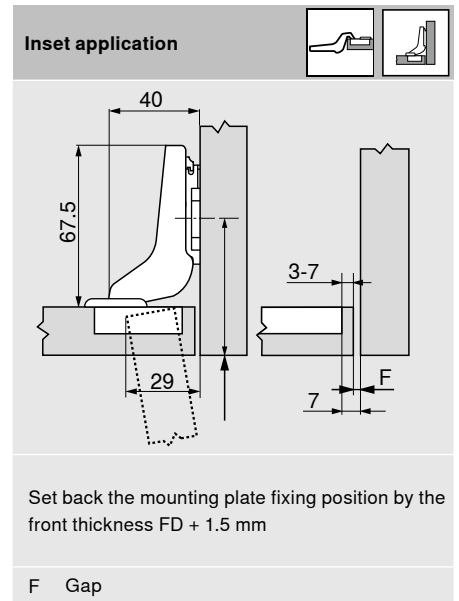
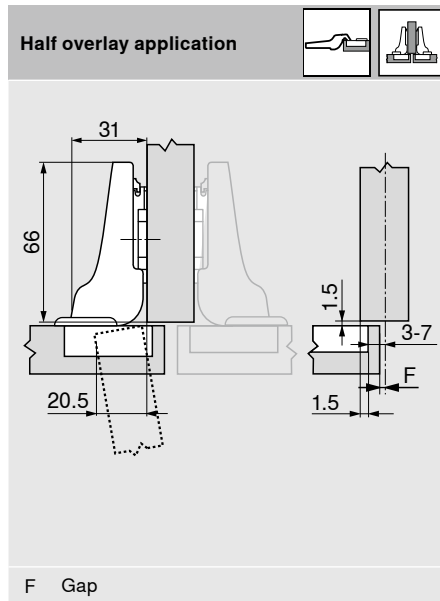
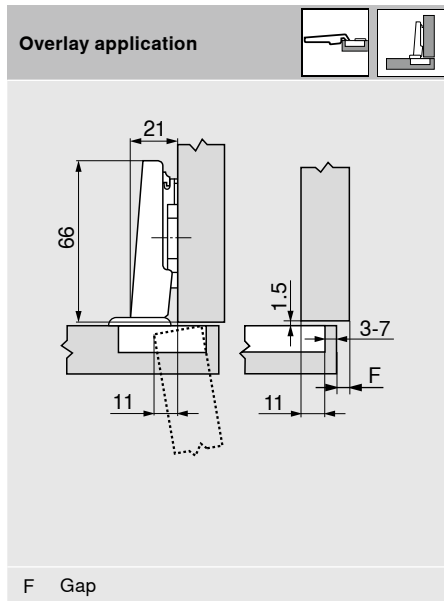


Further information:
www.blum.com/ctb2

Planning

Hinge dimensions and gap calculation based on factory setting (mounting plate spacing = 0 mm)

Front protrusion at full opening angle



Boss drilling distance TB

MD	Front overlay FA (mm)															
	5	6	7	8	9	10	11	12	13	14	15	16	17	18		
0												3	4	5	6	7
3											3	4	5	6	7	
6				3	4	5	6	7								
9	3	4	5	6	7											

MD Mounting plate spacing (mm)

MD	Front overlay FA (mm)																
	-4.5	-3.5	-2.5	-1.5	-0.5	0.5	1.5	2.5	3.5	4.5	5.5	6.5	7.5	8.5			
0													3	4	5	6	7
3													3	4	5	6	7
6					3	4	5	6	7								
9	3	4	5	6	7												

MD Mounting plate spacing (mm)

MD	Front overlay FA (mm)																
				-7	-6	-5	-4	-3	-2	-1	0						
0											3	4	5	6	7		
3											3	4	5	6	7		
6																	
9																	

MD Mounting plate spacing (mm)

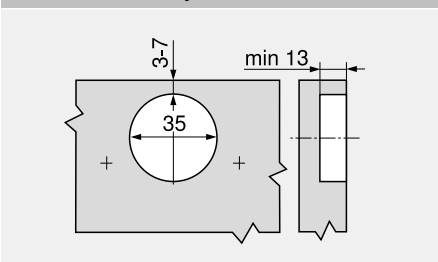
Minimum gap F for fronts with a front radius (R = 1 mm) based on the factory setting

TB (mm)	Front thickness FD (mm)							
	16	18	19	20	21	22	24	
	3	0.5	0.8	1.0	1.2	1.5	1.8	2.7
4	0.5	0.8	1.0	1.2	1.4	1.7	2.5	
5	0.5	0.8	0.9	1.2	1.4	1.7	2.4	
6	0.5	0.8	0.9	1.2	1.3	1.6	2.3	
7	0.5	0.8	0.9	1.1	1.3	1.6	2.2	
Additional for +2 mm side adjustment								
	+0.3	+0.3	+0.3	+0.4	+0.4	+0.4	+0.4	

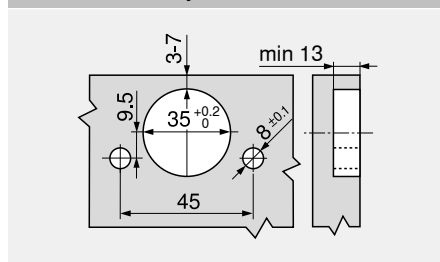
Adjustment

max. ± 3.0 mm See mounting plates	± 2.0 mm	+ 3.0 mm - 2.0 mm

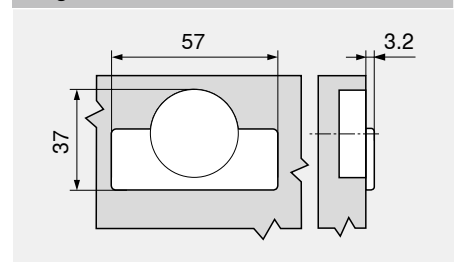
Screw-on assembly



Knock-in assembly



Hinge boss dimensions



Julius Blum GmbH
6973 Höchst, Austria
Tel.: +43 5578 705-0
Fax: +43 5578 705-44
E-mail: info@blum.com
www.blum.com

Our sites in Austria, Poland and China are certified to the international standards mentioned below.
Our site in the USA is certified to ISO 9001.
Our site in Brazil is certified to ISO 9001, ISO 14001 and ISO 45001.



Look for our
FSC™-certified
products

All content is copyrighted by Blum.
Subject to technical modifications and changes to the range without notice.
IDNR: 249.663.9 · FO-209/1 EN-AL/02.25