



**Motion is in
our DNA**

www.blum.com

 **blum**[®]

Innovative by tradition

We launched our first hinge onto the market back in 1964. Since then, our hinge range has seen continuous development, driven by the expertise and innovative force of our team of dedicated engineers. Our goal is to redefine motion.

For a better quality of life.

1964

New: the first concealed Blum hinge goes into production.

1999

High-quality: the CLIP top product line features extremely easy adjustment and an impressive design.

1985

Practical: the CLIP mechanism enables tool-free fitting and removal of fronts.

2001

Innovative: the new BLUMOTION soft-close system ensures doors close softly and effortlessly.

2009

Sophisticated: BLUMOTION is fully integrated into the hinge and can be deactivated with ease if desired.

2016

Stylish: our CLIP top hinges are now also available in onyx black.

2006

Convenient: the cabinet no longer needs to be machined thanks to the clip-on version of BLUMOTION. The TIP-ON opening support system allows users to conveniently open handle-less doors with one touch.

An extensive range

Our guiding principle is to focus on customer needs and develop products and services that meet (and exceed) those needs. That is why we are always expanding our product range with impressive and sophisticated solutions that use state-of-the-art technologies and are designed for a wide range of applications.

Contents

- 06 The right hinge for every application
- 08 Blum hinges in use
- 22 Easy adjustment and assembly
- 24 Our services and assembly devices
- 28 For the lifetime of the furniture
- 30 moving ideas



An overview of all our hinges:
www.blum.com/hingesystems-range

A woman with blonde hair tied back, wearing a green jacket over a pink top, smiles warmly while holding a clear glass. In the background, a man and two children are gathered around a dark kitchen island, creating a warm, domestic atmosphere. The kitchen features dark cabinetry and a prominent vertical wood-grain panel.

The right hinge for every application

Our hinges are true all-rounders. They are suitable for a wide range of living areas, and thanks to varied fixing technologies, for all standard materials such as wood, glass or aluminium frames, for various material thicknesses and for angled applications from -50° to $+50^{\circ}$. Our three CLIP top BLUMOTION, CLIP top and MODUL product lines offer the right solution for every door, whatever the function, application or design.

Over 700

With over 700 hinges, we cover virtually all requirements, which means more freedom when it comes to designing furniture and living areas.

In the kitchen

Extensive quality checks and load tests mean that Blum hinges meet the highest standards in terms of assembly quality and durability. Particularly in areas like the kitchen, where doors and wall cabinets are opened and closed most frequently and the efficiency of workflows plays a crucial role, we attach great importance to suitability for everyday use, practicality and ergonomics.



SERVO-DRIVE flex

The SERVO-DRIVE electrical motion support system is an exceptionally practical feature for handle-less doors on built-in refrigerators.



Flexibility: by swapping the hinge and mounting plate positions of CLIP top BLUMOTION or COMPACT hinges, doors open inwards to create new design possibilities such as a concealed pantry.




Space-saving opening: the MODUL blind corner hinge can be used from a muntin width of just 28 mm.



Practicality: all adjustment screws on our sliding hinge are easily accessible even if the refrigerator is already in place.

In the living room

When it comes to living room furniture, fittings should not only be functional and deliver opening and closing ease. It is decisive that they also enhance the design and open up new design possibilities. Our hinges provide virtually unlimited creative scope, be it for wide or narrow cabinets, high or low units, from elegant display cabinets to stylish sideboards.



Narrow openings with double cranked hinges at the back of cabinets create clever solutions that can be used to hide cables, for example.



Timeless elegance: CLIP top BLUMOTION CRISTALLO in onyx black for designer furniture with frameless glass or mirror doors.





BLUMOTION

BLUMOTION ensures that glass and mirror doors close softly and safely. The feature has been integrated in the hinge arm of CLIP top BLUMOTION CRISTALLO.



In the bathroom

Mirror doors are ideal for use in bathrooms. They can be easily implemented with our CRISTALLO hinge. The special solution uses an adhesive fixing method, making it perfect for glass surfaces.



CRISTALLO hinge for glass and mirror doors

Thanks to its linear design, CRISTALLO blends discreetly into the cabinet and the hinge provides a secure hold.



In the bedroom or dressing room

Sleek design meets high functionality. Furniture should not only look good but also provide a high level of convenience. Our hinges deliver on both.



CLIP top BLUMOTION 155°

The ideal solution for cabinets such as the SPACE TOWER. 0-protrusion hinges ensure that drawers open with ease, giving you easy access and clear visibility of contents.

ONYX BLACK

Our hinges in onyx black complement dark furniture extremely well or create striking contrasts on light-coloured surfaces.



TIP-ON

Handle-less doors open at a single touch with this technology. In combination with unsprung hinges, users have easy access to the opening edge of fronts. To close, simply press shut.



In the home office

The main priority in a home office is ergonomics, closely followed by maximum flexibility with regard to storage and worktop space.



Our 125° 0-protrusion hinge is ideal for inner pull-outs, but is also suitable for a wide range of special solutions such as mitred and rebated applications or large front overlays up to 39 mm.



Our profile/thick door hinge gives you more scope: low gap values allow you to use door thicknesses of up to 30 mm.

By combining our hinges with the compact AVENTOS HK-XS lift system, you can also make optimal use of the space above the workstation.


In the hall

Hallway furniture should provide sufficient storage space while taking up as little space as possible. This is where our hinges come in. They offer maximum flexibility when planning furniture without compromising on convenience.



59 single parts

The CLIP top BLUMOTION 110° hinge with INSERTA fixing excels in terms of design and engineering.



Our hinges allow you to make optimal use of the available storage space and create clever storage options.



In the utility room


When space is at a premium, you need furniture solutions that maximise storage space. Hard, water-repellent materials such as HPL panels are often used in utility rooms. We have special solutions designed for such applications.



Hinges for thin doors are mounted using the EXPANDO T fixing method. Boss drilling is no longer required, which makes the hinges even suitable for very hard materials.

EXPANDO T


We have developed the EXPANDO T fixing method specifically for thin fronts: a drilling depth of just 6 mm is required for door thicknesses up to 8 mm. Steel teeth and nylon components ensure firm anchorage in hard and soft materials alike.



Double cranked hinges

Double cranked hinges are designed primarily for inset doors. However, other practical applications are also possible, such as a drying rack integrated into the furniture.

Easy adjustment and assembly



Our hinges are characterised by easy handling and a high degree of user-friendliness. Designed to meet customers' manufacturing requirements, they are quick and easy to install and offer extensive and easily accessible adjustment options. We attach great importance to all of these aspects.

INSERTA fixing

Hinge bosses can be seamlessly fixed to cabinet fronts with the tool-free INSERTA mechanism.




CLIP assembly

The CLIP mechanism has proven itself a million times over in the past; it can be used to connect the hinge arm and mounting plate quickly and easily without tools.


Three-dimensional adjustment

Blum hinges come with side, depth and height adjustment. Depth adjustment is infinitely variable using a spiral screw, and certain mounting plates also feature cam height adjustment.



Step by step to perfect results

We also offer E-SERVICES to support you with our hinge systems. They are available around the clock and free of charge. Use the Product and Cabinet Configurators, CAD/CAM Data Service or the Product Database for planning, the EASY ASSEMBLY app for straight-forward assembly and our Marketing Media Library for your sales pitches or to create customised marketing materials.





Product Configurator
www.blum.com/product-configurator



Assembly Device Selector
www.blum.com/assembly-device-selector

Assembly devices for hinges

We have developed countless assembly devices to make it as easy as possible to install our hinges and support you every step of the way. The idea is to save time and money and help you maximise the potential of our CLIP top BLUMOTION, CLIP top, MODUL and COMPACT hinges.

Our extensive offering of assembly devices ranges from manual tools, such as drilling templates and insertion tools that you can easily take with you to the installation site, to highly professional yet easy-to-use drilling and insertion machines for even faster and more precise processes.



ECODRILL

www.blum.com/new-ecodrill**The new ECODRILL**

The must-have tool for installing Blum hinges quickly and easily in workshops or on site – now with many new features. These include practical one-handed clamping, even more convenient adjustment options, an integrated suction opening and side angle templates for the consistent installation of hinges.

For the lifetime of the furniture



200,000

Our hinges have to withstand 200,000 opening and closing cycles. They do not leave our plant until they have passed the test.

It is very important to us that our products not only function flawlessly, but are also extremely durable, which is why all Blum hinges are subjected to rigorous quality checks before they are delivered to our customers.

30 kg

The static load test simulates someone leaning on the door of a base cabinet at an opening angle of 45°.



70 N

A horizontal 70 N load test is used to ensure that unintentional, excessive opening of the door will not have an adverse impact.





Quality of living

We would like you to enjoy greater convenience and functionality when using furniture.



Product range

Everything from a single source: our wide range of products allows you to keep up with today's and tomorrow's trends.



Inspiration

We monitor global trends and strive to create the solutions of tomorrow. We like to share our insights with you.



Innovation

We stay in motion. Curiosity and pioneering spirit drive us to develop new products and services for you.



Services

We support your daily operations with customised services tailored to your processes.



Quality

We continuously strive to improve our products, services and ourselves.



Trust

We take responsibility for partnerships, our employees, society and the environment.

Julius Blum started our journey in 1952 with horseshoe studs. Today we supply innovative fittings to customers in over 120 countries.

Julius Blum GmbH
6973 Höchst, Austria
Tel.: +43 5578 705-0
Fax: +43 5578 705-44
E-mail: info@blum.com
www.blum.com

Our sites in Austria, Poland and China are certified to the international standards mentioned below.
Our site in the USA is certified to ISO 9001.
Our site in Brazil is certified to ISO 9001, ISO 14001 and ISO 45001.



ISO 9001
Certified Quality
System



ISO 14001
Certified Environmental
System



ISO 50001
Certified Energy
System

 **blum**®



Look for our
FSC™-certified
products

All content is copyrighted by Blum.
Subject to technical modifications and changes to the range without notice.
IDNR: 778.515.8 · EP-635/1 EN-AL/08.24