

Hinges in onyx black



 **blum**[®]

www.blum.com

Motion in stylish black

Dark furniture radiates sleek elegance – inside and out. Hinges in onyx black discreetly complement furniture pieces or create a visual impact. Both give you greater scope for designing furniture without compromising on form.






Proven quality and attractive design



High-tech in stylish black

Blum hinges deliver top quality motion and user convenience to cabinets thanks to their precision engineering. They also excel in terms of proven reliability, easy installation and adjustment and attractive design.



All applications in stylish black

All usual hinge types, such as our standard hinges, profile/thick door hinges and blind corner hinges, are available in onyx black.



Soft and effortless closing in stylish black

Cabinet doors close softly and effortlessly with BLUMOTION, a sophisticated soft-close feature that is integrated in the boss. The BLUMOTION feature can also be deactivated to ensure that even small or lightweight doors boast top quality motion.


Onyx black hinges give you greater freedom of design for furniture in every living space.



Whether you opt to seamlessly integrate them into the cabinet or use them as design features in their own right, hinge systems in onyx black give you countless possibilities.



Combinations of different materials such as aluminium and wood can be beautifully implemented with CLIP top in onyx black.



CLIP top BLUMOTION 110°
standard applications



Our range at a glance

Our wide range of hinges in onyx black offers the right solution for almost every application. It allows you to turn your design ideas into reality – be it elegant sideboards with thin doors or stylish display cabinets.



CLIP top BLUMOTION 107°
standard applications



**GERMAN
DESIGN
AWARD
SPECIAL
2017**

➤ Detailed information on
the awards:
www.blum.com/award




CLIP top BLUMOTION CRISTALLO applications for glass and mirror doors



CLIP top BLUMOTION applications for thin doors



CLIP top BLUMOTION 95°; 125° 0-protrusion applications with thick doors




CLIP top BLUMOTION inset blind corner applications



CLIP top BLUMOTION +15° III, +30° II, +45° I, +45° II angled applications



CLIP top BLUMOTION 155° wide angled applications



CLIP top 95° frame door applications



CLIP top corner cabinet solutions





MODUL refrigerator applications

Ordering information

| Hinge | Boss fixing | Overlay application | Half overlay application | Inset application | Blind corner application | Angled application |
|---------------------------------------|-------------|---------------------|--------------------------|-------------------|--------------------------|--------------------|
| CLIP top BLUMOTION | | | | | | |
| 110° | INSERTA | 71B3590 | 71B3690 | 71B3790 | | |
| | Screw-on | 71B3550 | 71B3650 | 71B3750 | | |
| | Knock-in | 71B3580 | | | | |
| 110° special hinge | INSERTA | 73B3590 | | | | |
| | Screw-on | 73B3550 | | | | |
| 107° | Screw-on | ☎ 75B1550 | ☎ 75B1650 | ☎ 75B1750 | | |
| 155° hinge, 0-protrusion | INSERTA | 71B7590 | 71B7690 | | | |
| | Screw-on | 71B7550 | 71B7650 | | | |
| | Knock-in | 71B7580 | | | | |
| 95° profile/thick door hinge | INSERTA | 71B9590 | 71B9690 | 71B9790 | | |
| | Screw-on | 71B9550 | 71B9650 | 71B9750 | | |
| | Knock-in | 71B9580 | | | | |
| 125° hinge, 0-protrusion | Screw-on | 71B7550D | | | | |
| Blind corner hinge, inset application | INSERTA | | | | 79B9590 | |
| | Screw-on | | | | 79B9550 | |
| | Knock-in | | | | 79B9580 | |
| Thin doors | EXPANDO T | 71B453T | | | | |
| CRISTALLO | Glue-on | 71B4500C | | | | |
| +45° I angled hinge | Screw-on | | | | | 79B9658 |
| +45° II angled hinge | Screw-on | | | | | 79B3558 |
| +30° II angled hinge | Screw-on | | | | | 79B9556 |
| +15° III angled hinge | Screw-on | | | | | 79B9454 |

| Hinge | Boss fixing | Overlay application | Half overlay application | Inset application | Bi-fold doors | |
|------------------------------------|-------------|---------------------|--------------------------|-------------------|---------------|--|
| CLIP top sprung | | | | | | |
| 95° aluminium frame door hinge | Screw-on | 71T950A | 71T960A | 71T970A | | |
| Corner cabinet bi-fold hinge | Screw-on | | | | 79T8500 | |
| CLIP top unsprung | | | | | | |
| 110° | INSERTA | 70T3590.TL | 70T3690.TL | 70T3790.TL | | |
| | Screw-on | 70T3550.TL | 70T3650.TL | 70T3750.TL | | |
| | Knock-in | 70T3580.TL | | | | |
| 155° hinge, 0-protrusion | INSERTA | 70T7590.TL | | | | |
| | Screw-on | 70T7550.TL | | | | |
| 95° profile/thick door hinge | INSERTA | 70T9590BTL | 70T9690BTL | 70T9790BTL | | |
| | Screw-on | 70T9550.TL | | | | |
| | Knock-in | 70T9580.TL | | | | |
| 95° aluminium frame door hinge | Screw-on | 70T950A.TL | | | | |
| MODUL | | | | | | |
| 95° refrigerator facade door hinge | Screw-on | 91K9550 | | | | |

Ordering information

| Mounting plates | Fixing | Spacing (mm) |  Straight 20/32 |  Cruciform 37/32 |
|--|-------------------|--------------|--|---|
| Mounting plate with cam height adjustment | Screw-in | 0 | 175H3100 | 173H7100 |
| | | 3 | 175H3130 | 173H7130 |
| | Knock-in | 0 | 177H3100 | |
| | | 3 | 177H3130 | |
| | EXPANDO | 0 | 177H3100E | 174H7100E |
| | | 3 | 177H3130E | 174H7130E |
| Mounting plate with cam height adjustment for dual application | EXPANDO | 0 | | 174H710ZE |
| Height adjustable mounting plate, 2-part with screw | For system screws | 6 | | 175H9160 |
| | | 9 | | 175H9190 |
| Mounting plate with elongated hole for height adjustment | Screw-in | 0 | | 173L6100 |
| | | 3 | | 173L6130 |
| Mounting plate for refrigerator facade door hinge | EXPANDO | 0 | | 194K6100E |

| Accessories | Hinge type | | |
|---|--|---|------------|
| Hinge arm cover caps, plain | 110°, 110° special hinge, 107°, +45° II, blind corner hinge, corner cabinet bi-fold hinge | | 70.1503 |
| | 95° profile/thick door and aluminium frame door hinge, +45° I, +30° II, +15° III | | 70.1553 |
| | 110°, 107°, 95° profile/thick door hinge, 95° aluminium frame door hinge (cranked/double cranked) | | 70.1663 |
| | 155°, 125° profile/thick door hinge, CRISTALLO and CLIP top BLUMOTION for thin doors | | 70.4503 |
| Hinge arm cover caps, embossed with "Blum" | 110°, 110° special hinge, 107°, +45° II, blind corner hinge, corner cabinet bi-fold hinge | | 70.1503.BP |
| | | | |
| Hinge boss cover caps (screw-on and knock-in) | 110°, 110° special hinge, 107°, 95° profile/thick door hinge (CLIP top BLUMOTION) and blind corner hinge | | 70T3504 |
| | 155°, 125° profile/thick door hinge | | 70T7504 |
| | CLIP top BLUMOTION for thin doors | | 70T4504 |
| | 95° profile/thick door hinge CLIP top unsprung | | 70T1504 |
| TIP-ON | For unsprung hinges | TIP-ON with magnet, in carbon black, long version, standard spring | 956A1004 |
| | | TIP-ON with magnet, in carbon black, short version, standard spring | 956.1004 |
| | For sprung hinges | TIP-ON with bumper, in carbon black, long version, standard spring | 956A1006 |
| | | TIP-ON with bumper, in carbon black, long version, strong spring | 956A1006F |
| TIP-ON adapter plates | Straight adapter plate, in carbon black, short version | | 956.1201 |
| | Straight adapter plate, in carbon black, long version | | 956A1201 |



More application options at:
www.blum.com/onyx-black

Blum Norge AS
Postboks 1110
3515 Hønefoss
Tlf.: 32 127020
E-post: lars.ringlund@blum.com
www.blum.com

Julius Blum GmbH
6973 Höchst, Austria
Tel.: +43 5578 705-0
Fax: +43 5578 705-44
E-mail: info@blum.com
www.blum.com

Our sites in Austria, Poland and China are certified to the international standards mentioned below.
Our site in the USA is certified to ISO 9001.
Our site in Brazil is certified to ISO 9001, ISO 14001 and ISO 45001.



Look for our
FSC™-certified
products

All content is copyrighted by Blum.
Subject to technical modifications and changes to the range without notice.
IDNR: 000.000.0 - FO-075/7 EN-NO/08.24